



HOLDING CABINET

Holding cabinet for pizza or other foods for delivery or display. Countertop or under-counter unit available.

MODELS

**R19
GDU**

Job: _____

Item No. _____



HOLDING CABINET



Armor Heat[®] technology for the best energy efficiency in its class.



Fully framed



All-welded Construction



Insulated with **2" high density fiberglass**



Clear Lexan Door and **Magnetic Gasket** is standard.



9 Removable Perforated Stainless Steel Shelves



Stainless Steel Interior and Exterior



Electronic Control with digital display



Temperature Range 80 to 230 Degrees



Model R19GDU comes complete with **3" Casters**, 4" adjustable legs are available.

ACCESSORIES, OPTIONS, VARIATIONS



Pass-Through Door



Alternate Rail Spacing

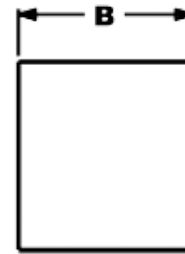

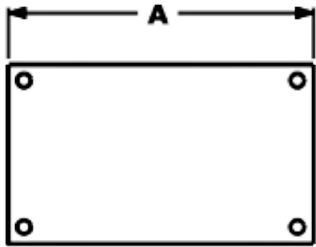


Left-Hand Hinged Door



4" Adjustable Legs

MODEL SPECIFICATIONS



MODEL #	CAPACITY	WIDTH DIM A	DEPTH DIM B	HEIGHT DIM C	VOLTAGE	WATTAGE	AMPERAGE	SHIP WEIGHT
R19GDU	9 shelves	23"	24"	38"	120	720	8	110 Lbs.



GENERAL

Cabinet constructed with stainless steel interior and exterior. All double-wall construction, insulated with 2" high-density fiberglass insulation on the top, sides, door, and bottom. All exterior surfaces shall be ground and polished to a #4 finish.



INNER CABINET

Inner cabinet shall be constructed of 24 gauge stainless steel as standard. Cabinet comes with 9 removable stainless steel, perforated shelves that rest on permanently mounted stainless steel rails on 2" centers.



BASE FRAME

Door exterior and interior will be 20 gauge aluminum and shall be insulated. Door shall have two heavy-duty, 5/8" thick extruded, flag-type hinges. Door shall be removable without tools and shall have recessed handles. Door shall have a heavy-duty, positive action magnetic latch.



ELECTRICAL CHARACTERISTICS

Cabinets shall have a top mounted control panel consisting of an on/off switch with power indicator light and electronic control with digital temperature display. Each cabinet shall be heated by a 120 volt 60 cycle 1 phase Armor Heat® system. Cabinets shall come complete with a permanently mounted 8' cord with a Nema #5-15P plug. Top of cabinet is removable for easy access to controls.



CASTERS

Cabinet shall have 4 heavy-duty 3" casters mounted to 6" X 6" X 5/16" steel plate drilled and tapped.



DOOR

Aluminum-framed polycarbonate door with integral handle standard. Solid door shall be constructed of .063 aluminum and shall be reinforced. Full length hinge.



INTERNAL FRAME

All vertical and horizontal edges framed with powder-coated 1 1/2" X 1 1/2" X 1/8" angle steel, arc welded, cross braced and reinforced at all corners.