

**SECO**

SELECT

TEST OUR METAL®



# INSULATED MOBILE HEATER/PROOFER CABINET

VCHI-66-RFMG shown with optional perimeter bumper

For **18" X 26"**, **14" X 18"** Trays  
and **12" X 20"** Hotel Pans

## MODELS

VCHI-66  
RFM

VCHI-66  
RFMG

VCHI-66  
RFMGD

We reserve the right to change specifications and product design without notice. Such revisions do not entitle the buyer to corresponding changes, improvements, additions or replacement for previously purchased equipment.

Job: \_\_\_\_\_

Item No. \_\_\_\_\_



## MOBILE HEATER/PROOFER CABINET



**Doors Open 270 Degrees.**



The **Tray Slides** are easily removable for cleaning.



Separate **Heater** and **Proofer Controls**.



Designed to hold **18" x 26"**, **14" x 18" Trays** and **12" x 20" Hotel Pans** with variable spacing on  $3 \frac{1}{8}$ " centers.



**20 Gauge Aluminum Exterior** for durability and cleanability.



**Heating Unit** is removable from the front.



**Aluminum Interior** for even heat retention and energy efficiency.



**Heating Unit** has a **Blower** and **Rear-Mounted Louvered Flue** to distribute heat evenly throughout cabinet.



**Heavy-Duty Frame Side Panels** for an air tight seal and structural rigidity.



**2250 Watts Heating Elements** not exposed to water.

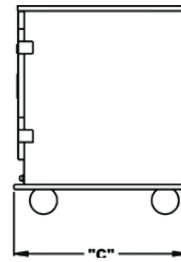
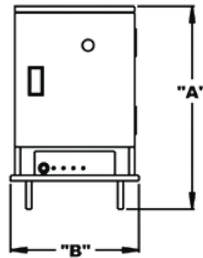
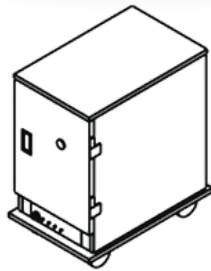


**Double-Wall Construction** with reinforcement channels welded between corner posts for added support and rigidity.



**Fully Insulated Top, Sides, Back, and Door** for energy efficiency and heat retention.

# MODEL SPECIFICATIONS



MODEL #	TRAY CAPACITY		PAN CAPACITY 12" X 20"	HEIGHT DIM A	WIDTH DIM B	DEPTH DIM C	VOLTAGE	SHIPPING CUBE FEET	SHIP WEIGHT
	18" X 26"	14" X 18"							
VCHI-66-RFM	12	24	24	65 1/2"	26 1/2"	35 1/8"	120	35	366 Lbs.
VCHI-66-RFMG	12	24	24	65 1/2"	26 1/2"	35 1/8"	120	35	366 Lbs.
VCHI-66-RFMGD	12	24	24	65 1/2"	26 1/2"	35 1/8"	120	35	366 Lbs.



## GENERAL

Cabinet shall be constructed with a 20 gauge aluminum exterior and an aluminum interior. All double-wall construction insulated with high-density fiberglass insulation.



## INNER CABINET

Inner cabinet shall be all aluminum construction. Cabinet shall be insulated with high-density fiberglass. 1" on sides and top, and 1/4" on the back. Cabinet sides shall be constructed using 1/8" thick aluminum extrusion. Cabinet shall come standard with 7 sets of slides which shall be adjustable and removable. Cabinet shall accommodate 18" X 26", 14" X 18" trays and 12" X 20" hotel pans. Cabinet shall be heated by the EvenHeat system.



## DOOR

Door shall have an aluminum interior and exterior and shall be insulated. Door shall have 2 heavy-duty, 5/8" thick extruded flag-type hinges. Door shall be removable without tools and shall have recessed handles. Door shall have a heavy-duty, positive action magnetic latch.



## ELECTRICAL CHARACTERISTICS

Cabinet shall have a bottom mounted, proofing/heating control panel consisting of: on/off switch, power indicator lights, and thermostat control. The 2250 watt EvenHeat system shall be removable from the front. Cabinet shall be 120 volt, 60 cycles, and 1 phase. Cabinet shall have a cord with a Nema #5-15 plug. Shall come standard with a drip trough to catch condensation.



## CASTERS

Cabinet shall come complete with 4-5" non-marking plate casters, 2 rigid and 2 swivel. Casters shall have a weight capacity of 200 lbs each.



## BASE

Base shall be .100 aluminum and shall be reinforced with 1/8" thick aluminum cross braces.



## INTERNAL FRAME

Cabinet shall be framed with 1 1/2" X 1 1/2" X 1/8" thick 6063-T5 aluminum tubing in the front and back. Frame shall be fully welded.



# ACCESSORIES, OPTIONS, VARIATIONS



**Top Perimeter Bumper**



**Transport Locks**



**Dutch-Style Doors**



**Solid Doors**



**Polycarbonate Doors**



**Push Handle with Bumpers**



**Left-Hand Door** (no additional charge)



**Right-Hand Lexan Door**



**Left-Hand Lexan Door**



**PTS - Pass Through**



Extra set of **Slides**



**Perimeter Bumper Guard**